

## Market Commentary -Cave Creek, AZ

Active listings are up 53.13% and sold listings are down 34.04% compared to this time last year. With the increase in Months of Supply, the market in this area is showing signs of moving towards a buyers market.



**Active Listings**

**196**

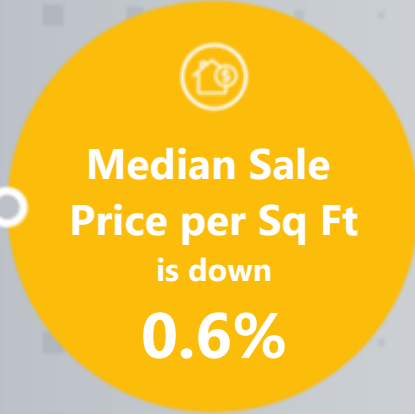
Sep 2023: 128



**Sold Listings**

**31**

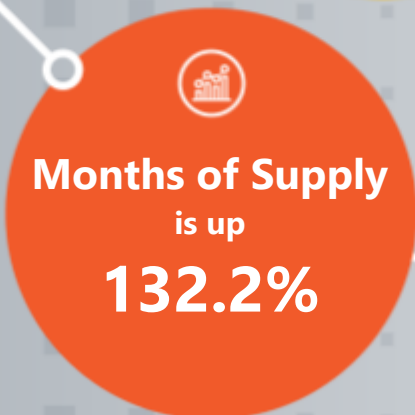
Sep 2023: 47



**Median \$/SF**

**\$346.22**

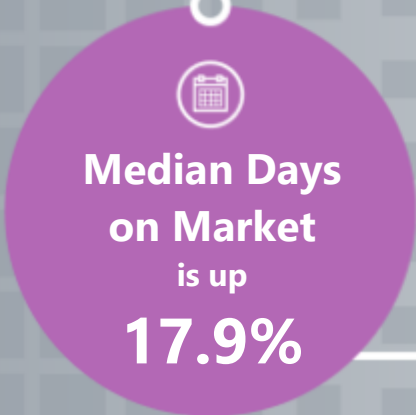
Sep 2023: \$348.47



**Months of Supply**

**6.32**

Sep 2023: 2.72



**Median DOM**

**46**

Sep 2023: 39

**MARIANA OBERSCHI, REALTOR®**  
GRI, SFR, CDPE, CSSPE, CSSN, SRS, CIAS



17215 N 72nd Dr. Bldg. B #115  
Glendale, AZ 85308

480-678-9943

Mariana@ArizonaHomesToday.com  
www.ArizonaHomesToday.com

